


Annual Data Report


2023

ACS **AEI**


Accredited Education Institutes
American College of Surgeons

facs.org/aei





AMERICAN COLLEGE OF SURGEONS • DIVISION OF EDUCATION[®]
ACCREDITED EDUCATION INSTITUTES
ENHANCING PATIENT SAFETY THROUGH SIMULATION



I am pleased to share the American College of Surgeons (ACS) Accredited Education Institutes (AEI) Annual Data Report, which is a collection of insights we have gained from review of your annual compliance reports.

As we start, 2024, I am humbled by the resiliency and productivity of our AEIs. While some AEIs are indeed still recovering from the effects of the pandemic, I am pleased to see that compared to last year, instructional hours, staffing, and overall budgetary support/income have increased. These data affirm that the AEIs are continuing to provide value through simulation-based surgical education for various types of learners. We commend you on your commitment to advancing simulation-based surgical education, and we look forward to continuing to support your efforts.

Thank you for your valuable contributions to the AEI Program.

Ajit K. Sachdeva, MD, FACS, FRCSC, FSACME, MAMSE
Director, Division of Education
Chair, ACS Program for Accreditation of Education Institutes
American College of Surgeons

Overview

Each year, Accredited Education Institutes submit data to demonstrate their ongoing compliance with the accreditation standards and criteria. After review by the Accreditation Review Committee, select data points are aggregated and published in this report as a service to the AEI Consortium.

From academic teaching centers to healthcare delivery systems, AEIs can be found in a variety of settings. To acknowledge the similarities and differences among our centers, the report includes a series of tables with data broken down by center type, size, and budget, enabling centers to benchmark and gain a better understanding of how they fit in the AEI Consortium.

The aggregated information published in this report is based upon self-reporting by AEIs. The ACS does not provide full verification of the accuracy of all reported information but does follow up on outliers or significant changes from previous years. We also investigate if it appears that the data do not conform to the reporting instructions.

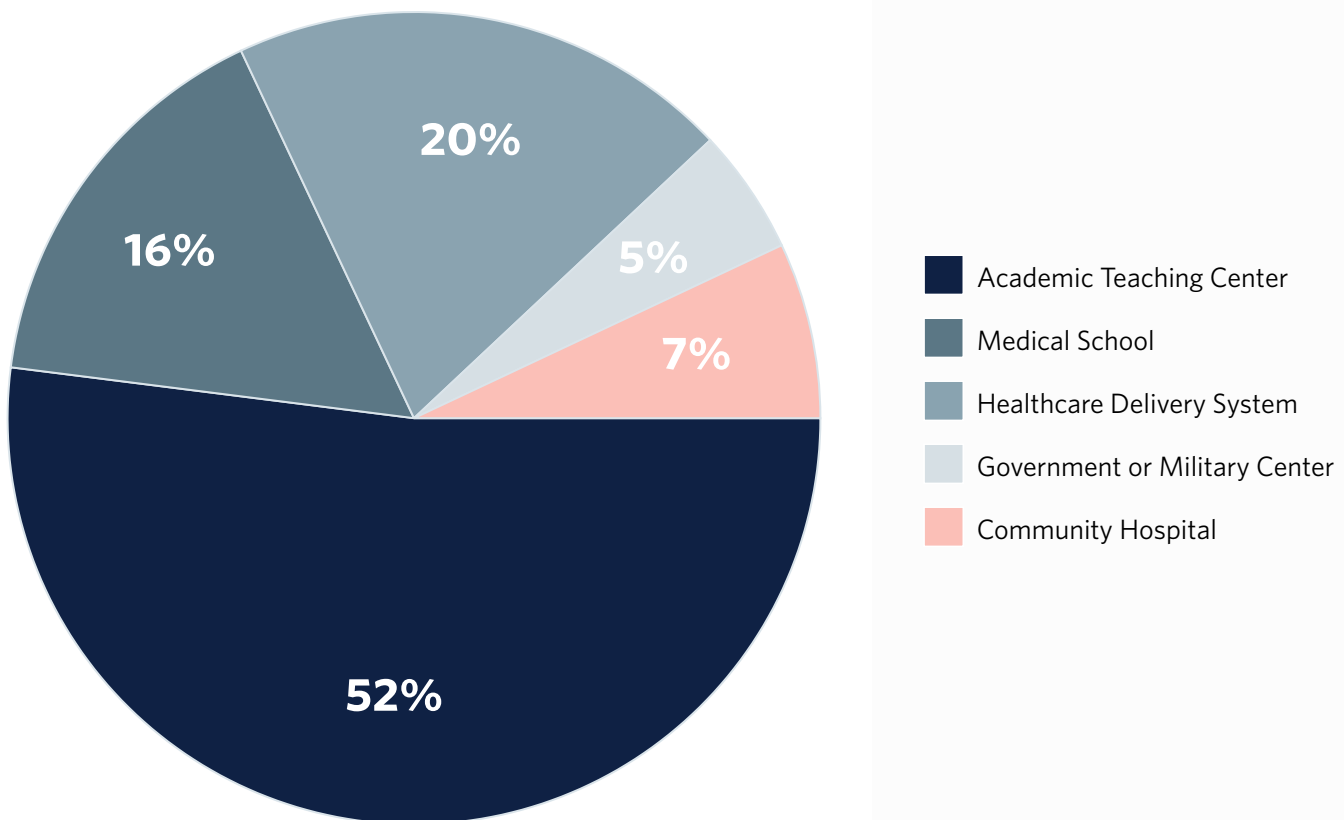
2023 Data Points

Makeup of Respondents (56 Respondents)

Note that the following data are not inclusive all AElS. Those centers going through reaccreditation are not required to complete an annual report.

Focused AElS—**6** / Comprehensive AElS—**50**

PRIMARY AFFILIATION



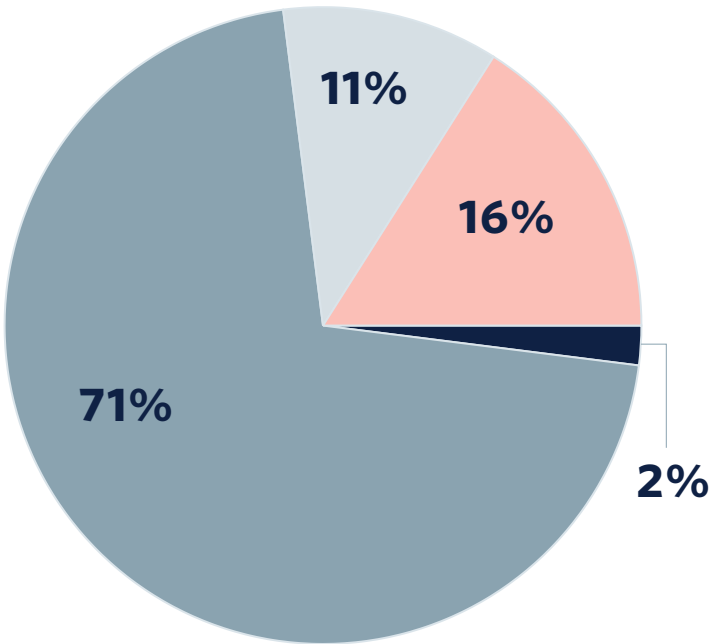
Leadership and Personnel

Comprehensive AEIs must have staff totaling at least 1.5 Full-Time Equivalents (FTE). Two of these staff must be at least 0.5 FTE each allocated to the center. Focused AEIs must have staff totaling at least 1 FTE and one staff member must be at least 0.5 FTE allocated to the center.

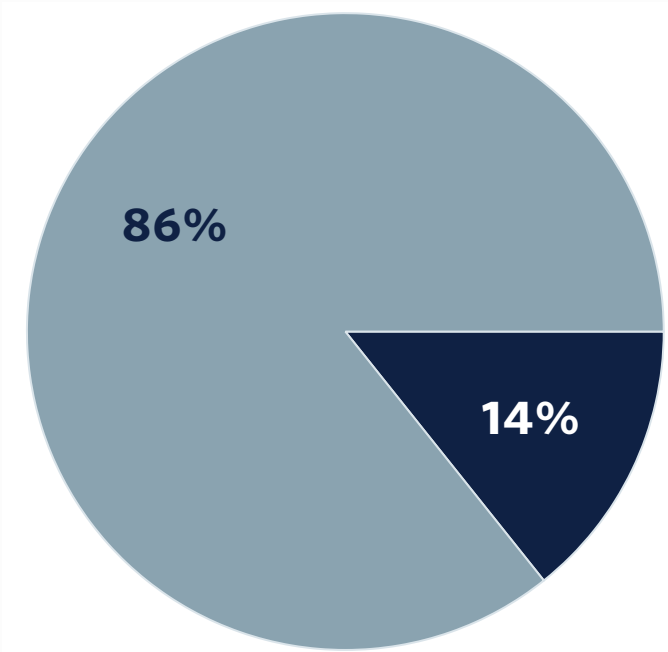
NUMBER OF FULL-TIME EQUIVALENTS AT AEIS

Number of FTEs: Maximum: **145** / Average: **21** / Median: **14** / Minimum: **1**

HIGHEST CREDENTIALS OF EDUCATION INSTITUTE DIRECTOR



DOES YOUR EDUCATION INSTITUTE DIRECTOR ALSO SERVE AS YOUR SURGICAL DIRECTOR?



Legend for Highest Credentials of Education: EdM (dark blue), MD/DO (medium blue), PhD (light blue), Other (red).

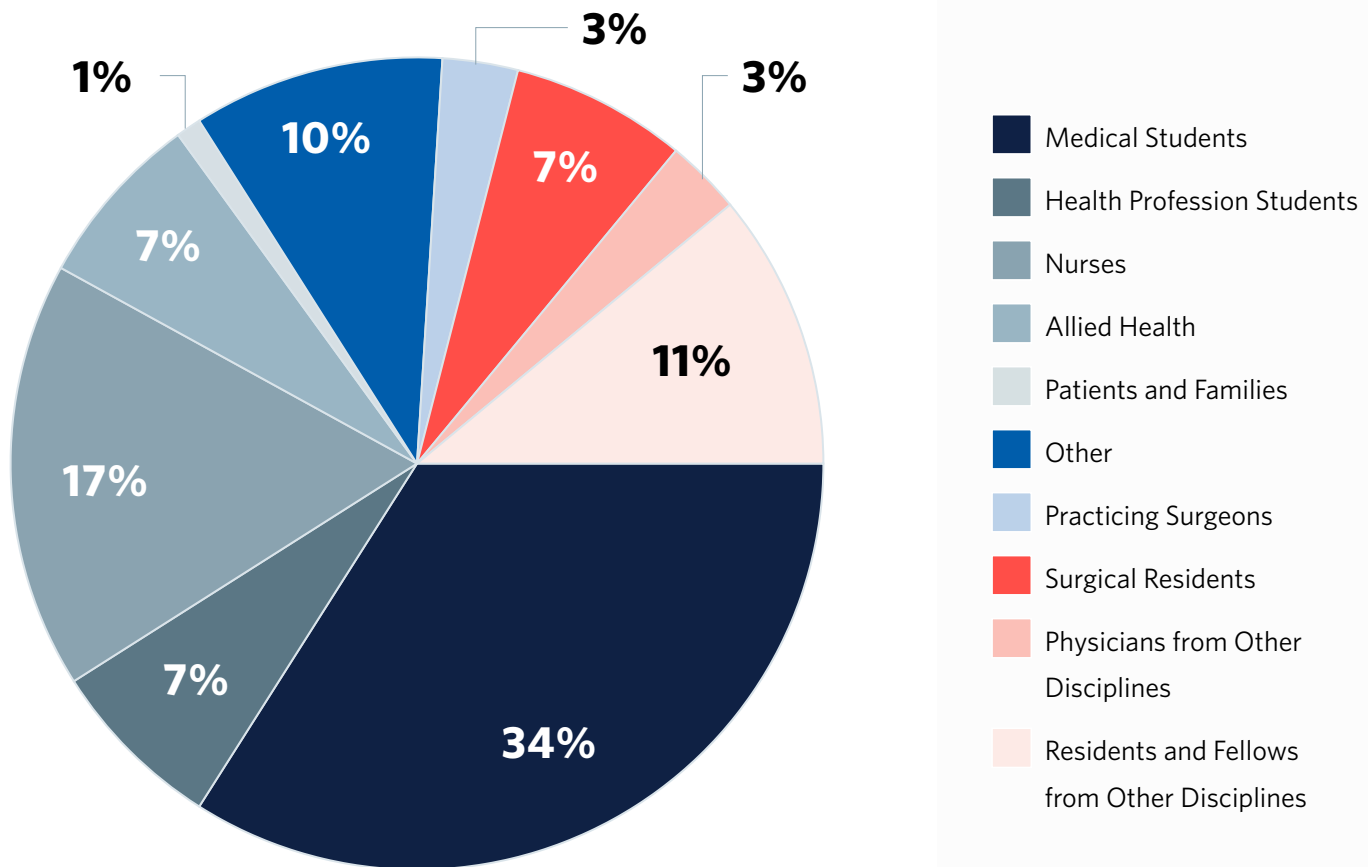
Legend for Surgical Director: Yes (dark blue), No (medium blue).

"Other" responses include:
Master in Sciences; Master in Healthcare Simulation; MS; RN; MD, MMHC, FCCM; EdD; M.Sc; MSN; PA-C; MA, MPH

Learner Encounters

AEIs report the number of participants at each activity, referred to as learner encounters. The data represent aggregate numbers of interactions and not the number of unique participants. Participants attending multiple activities are counted multiple times.

LEARNER ENCOUNTERS



COURSE INSTRUCTIONAL HOURS

Average: **12,040** / Median: **2,682** / Total: **674,264** hours


AMOUNT OF CME OFFERED

Average: **162** / Median: **8** / Total: **8,932** credits

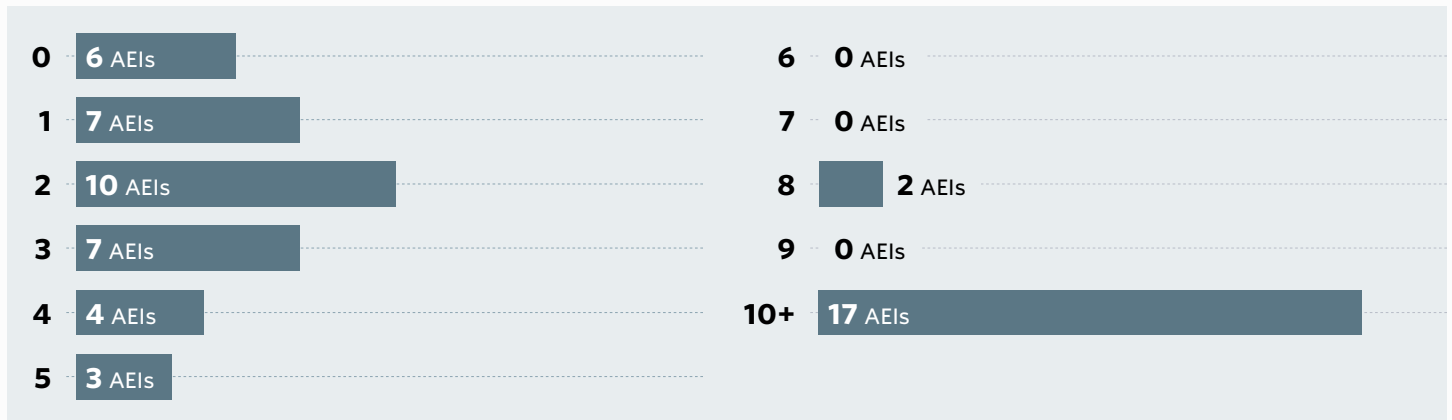
Curriculum

AEIs must demonstrate innovation by developing or adapting curricula to meet the needs of their learners.

NUMBER OF CURRICULA DEVELOPED OR ADAPTED IN THE LAST 12 MONTHS



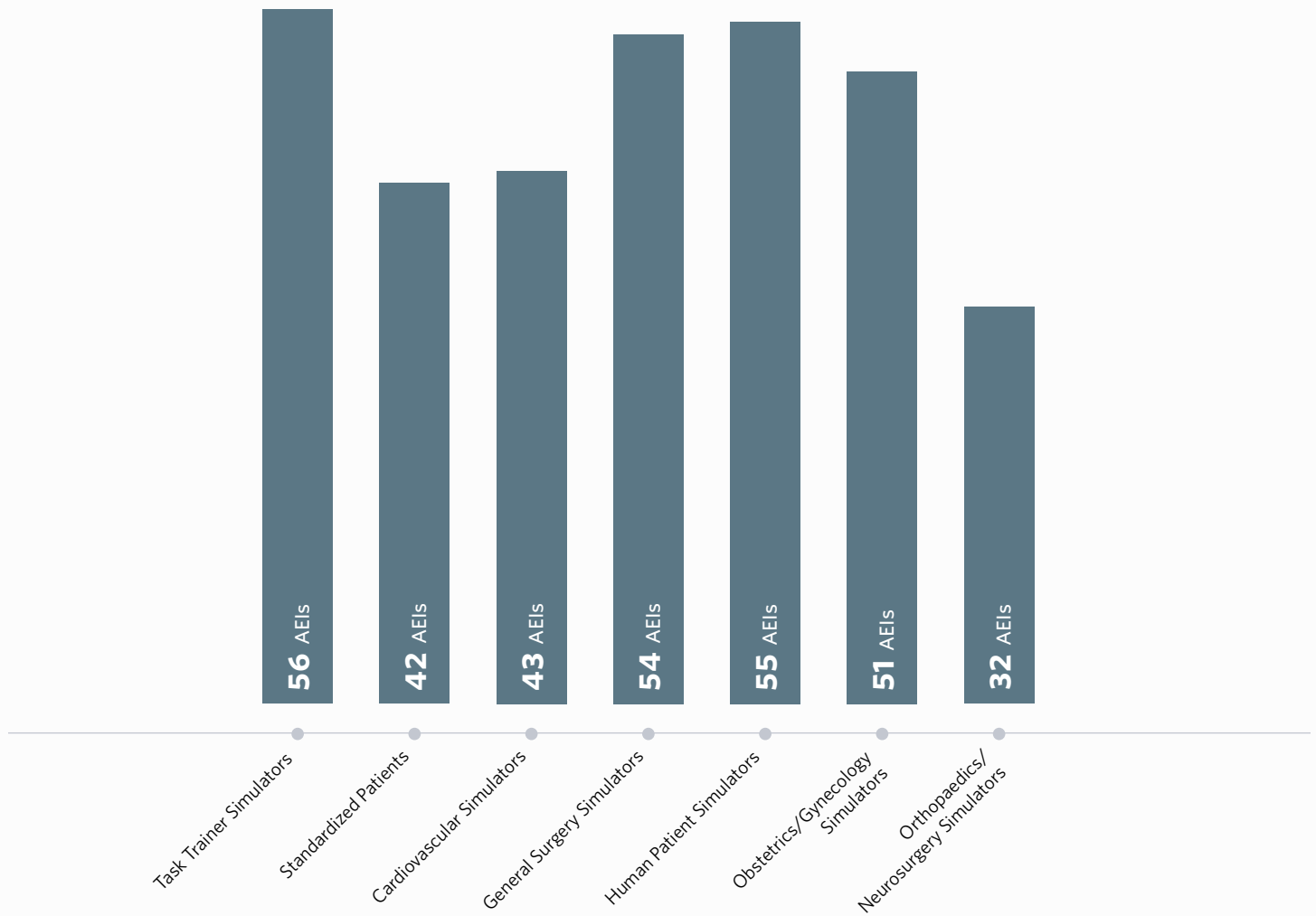
NUMBER OF CURRICULA IMPLEMENTED IN THE LAST 12 MONTHS



Simulators

AEIs must have devices, and the support to use them effectively, to meet learner and curricular needs.

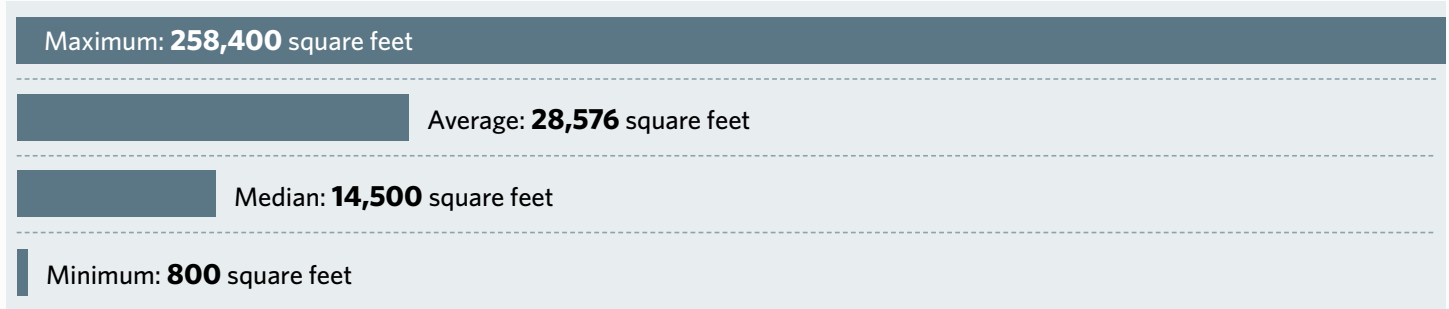
TYPES OF SIMULATORS



Space

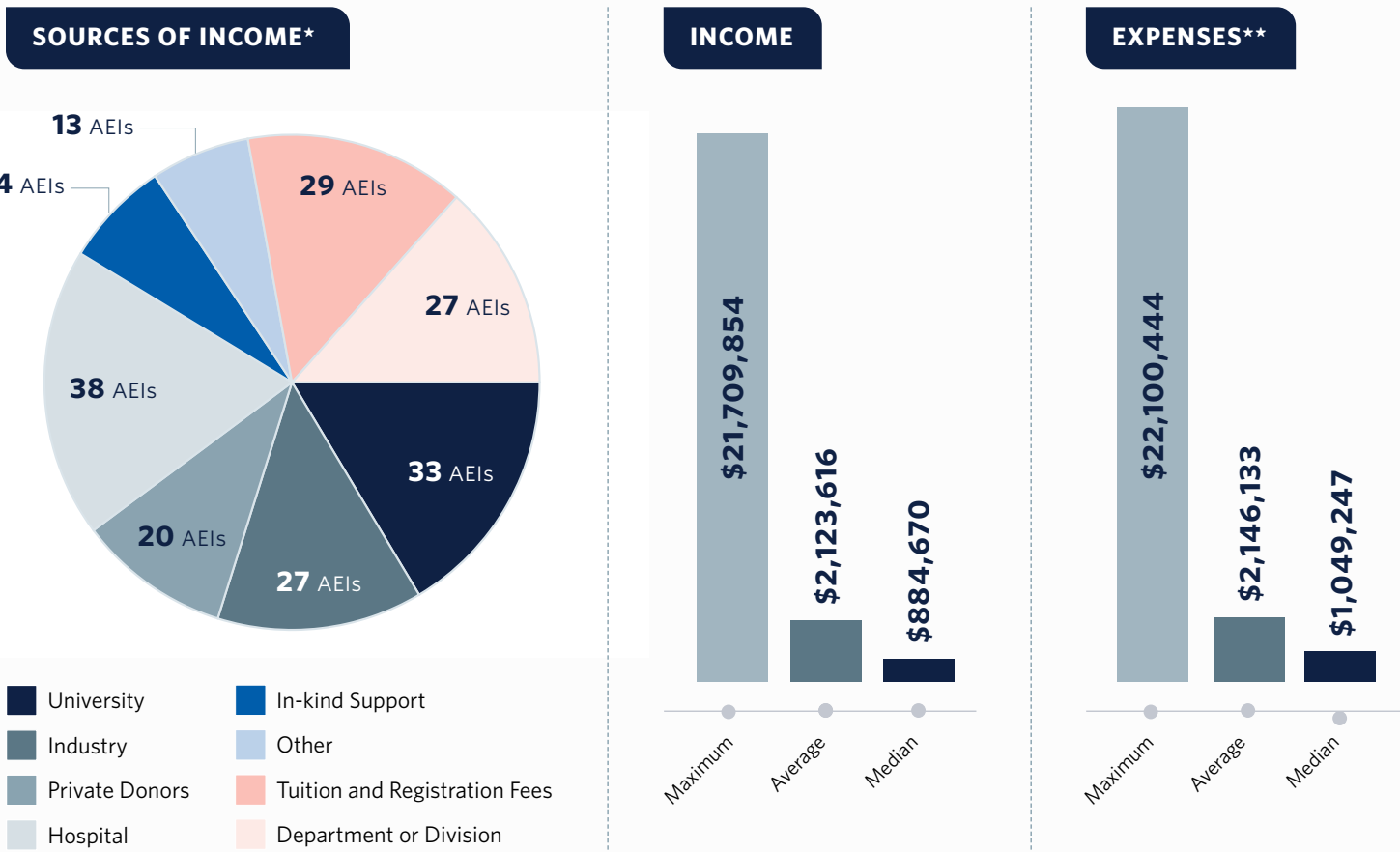
Comprehensive AEs are required to have no less than 1,200 square feet of contiguous space dedicated to education and training, and under the direct control of the Institute. Focused AEs are required to have 800 dedicated square feet.

Amount of Contiguous Square Footage under the Direct Control of the AEI:



Finances

AEIs provide budgetary information to confirm that resources are available to support the Institute.




*Respondents were allowed to select multiple sources of income.

**Expenses are defined as staff salaries and benefits; space and facilities; purchases (supplies, equipment and capital) and "other." AEs are not asked to report the sources of their expenses, unlike income, where the sources are reported.

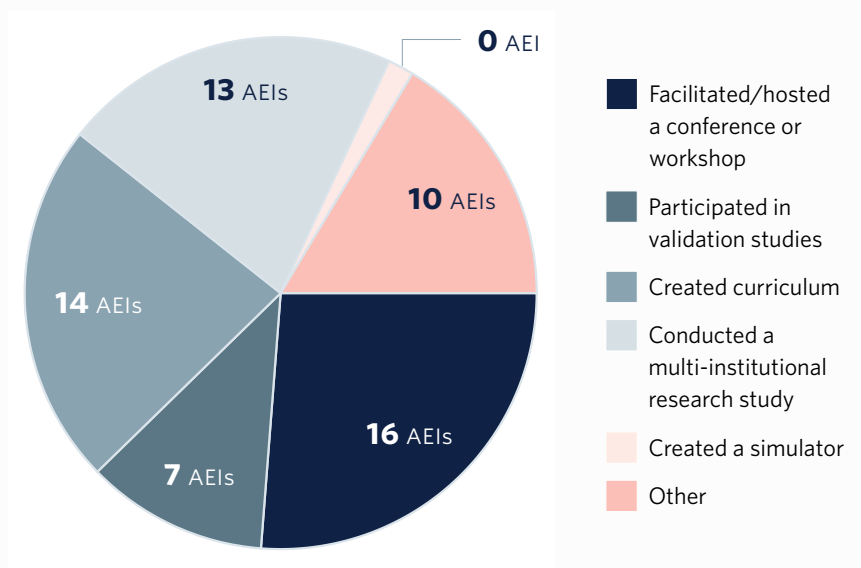
Research, Scholarly Activities, and Collaboration

Comprehensive AEIs are required to pursue research and other scholarly activities. While scholarly activity is not required of Focused AEIs, they were asked to disclose their research activities for the purpose of this report.

NUMBER OF RESEARCH OR SCHOLARLY ACTIVITIES

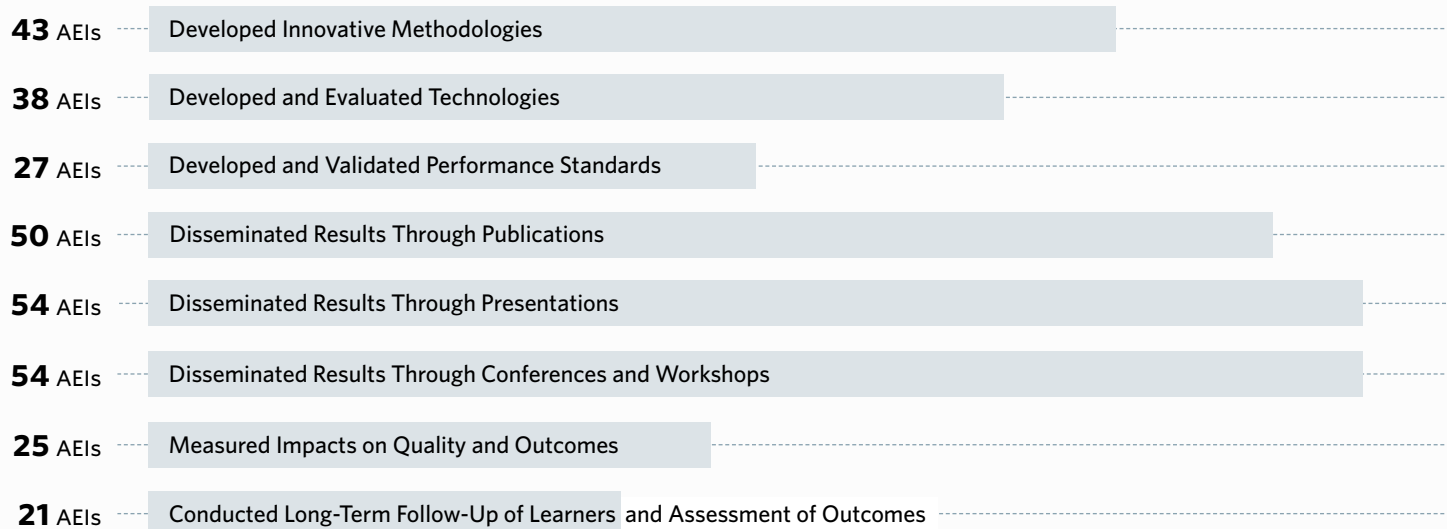


COLLABORATIVE PROJECTS WITH OTHER AEIS



Maximum: **51** / Average: **9** / Median: **6** / Minimum: **0** number of activities

TYPES OF RESEARCH OR SCHOLARLY ACTIVITIES



Key Data Points by Type—Comprehensive or Focused

TYPE	COMPREHENSIVE	FOCUSED
Number of AElS	50	6
Average Square Feet	31,550	3,790
Average Income	\$2,336,506	\$349,536
Average Expenses	\$2,360,318	\$361,261
Average Number of Full-Time Equivalents	15	4
Average Number of Learners	11,874	2,722
Average Number of Course Instructional Hours	13,395	753
Average Amount of <i>AMA PRA Category 1 Credit</i> [™]	182	1
Average Number of Curricula Developed or Adapted	29	1
Average Number of Research or Scholarly Activities	10	4

Key Data Points by Affiliation*

AFFILIATIONS	ACADEMIC TEACHING CENTER	COMMUNITY HOSPITAL	GOVERNMENT OR MILITARY CENTER	MEDICAL SCHOOL	HEALTHCARE DELIVERY SYSTEM
Number of AElS	29	4	3	9	11
Average Square Feet	35,460	8,063	25,867	12,390	31,868
Average Income	\$2,466,968	\$664,206	\$3,401,271	\$1,005,576	\$2,315,417
Average Expenses	\$2,381,734	\$524,469	\$3,401,271	\$1,009,892	\$2,702,041
Average Number of Full-Time Equivalents	15	3	29	7	16
Average Number of Learners	11,164	5,448	7,850	9,782	13,889
Average Number of Course Instructional Hours	14,093	2,437	2,973	4,940	18,403
Average Amount of <i>AMA PRA Category 1 Credit</i> [™]	124	46	40	310	215
Average Number of Curricula Developed or Adapted	10	2	7	6	99
Average Number of Research or Scholarly Activities	11	3	4	7	11

*Data is reflective of Comprehensive and Focused AElS

Key Data Points by Square Footage (Size)*

SQUARE FOOT RANGE	0 to 999	1,000 to 2,999	3,000 to 4,999	5,000 to 6,999	7,000 to 8,999	9,000 to 10,999	11,000 to 19,999	20,000 to 24,999	25,000 to 49,999	50,000+
Average Square Feet	800	1,713	3,973	5,885	7,971	9,951	14,050	22,292	34,735	108,850
Number of AElS	1	4	3	6	3	5	11	6	9	8
Average Income	\$332,000	\$263,425	\$826,697	\$553,618	\$837,414	\$1,443,197	\$1,516,304	\$1,628,805	\$1,733,207	\$7,494,466
Average Expenses	\$322,071	\$254,127	\$827,697	\$534,495	\$705,054	\$1,412,603	\$1,794,700	\$1,750,519	\$1,685,651	\$7,320,122
Average Number of Full-Time Equivalents	1	1	6	6	4	6	11	13	18	40
Average Number of Learners	445	1,922	5,076	3,579	7,208	6,579	9,707	22,185	16,403	15,395
Average Number of Course Instructional Hours	159	432	7,493	1,370	2,330	9,854	4,997	21,942	10,353	38,203
Average Amount of AMA PRA Category 1 Credit™	0	8	96	1	62	98	104	245	333	332
Average Number of Curricula Developed or Adapted	2	1	12	2	4	5	22	158	3	17
Average Number of Research or Scholarly Activities	1	4	13	7	4	20	9	17	5	7

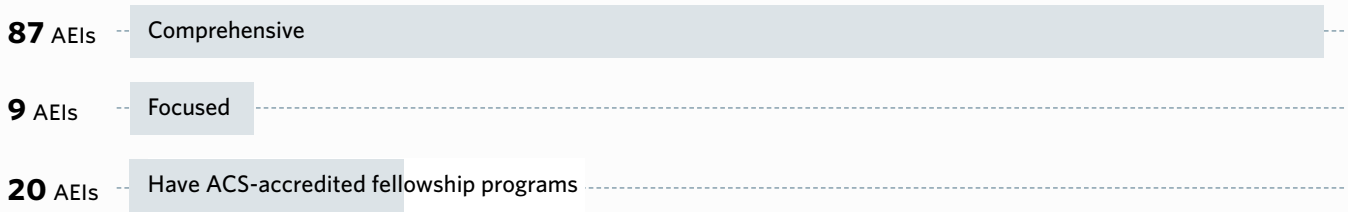
*Data is reflective of Comprehensive and Focused AElS

Membership



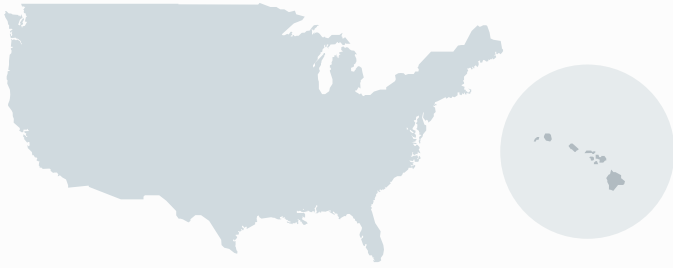
AEI CENTERS

Membership current as of November 2023.



Membership Detailed

UNITED STATES



- | | | | |
|---------------------|-----------------------------------|---------------------|---------------------------|
| 1 Phoenix, AZ | 1 Atlanta, GA | 1 Bethesda, MD | 1 Allentown, PA |
| 3 Los Angeles, CA | 1 Tripler Army Medical Center, HI | 1 Ann Arbor, MI | 1 Hershey, PA |
| 1 Orange, CA | 1 Iowa City, IA | 1 Detroit, MI | 1 Johnstown, PA |
| 1 Pasadena, CA | 4 Chicago, IL | 1 Pontiac, MI | 3 Philadelphia, PA |
| 1 Sacramento, CA | 1 Evanston, IL | 1 Royal Oak, MI | 1 Nashville, TN |
| 1 San Diego, CA | 1 Peoria, IL | 1 Southfield, MI | 1 Knoxville, TN |
| 1 San Francisco, CA | 1 Indianapolis, IN | 1 Minneapolis, MN | 2 Dallas, TX |
| 1 Stanford, CA | 1 Fort Wayne, IN | 1 Rochester, MN | 1 Galveston, TX |
| 1 Parker, CO | 1 Wichita, KS | 1 St. Louis, MO | 1 Houston, TX |
| 1 Hartford, CT | 2 New Orleans, LA | 1 Omaha, NE | 1 JBSA-Ft Sam Houston, TX |
| 2 Washington, DC | 1 Shreveport, LA | 1 Charlotte, NC | 1 Temple, TX |
| 1 Newark, DE | 3 Boston, MA | 1 Durham, NC | 1 Salt Lake City, UT |
| 1 Celebration, FL | 1 Burlington, MA | 1 Winston Salem, NC | 1 Falls Church, VA |
| 1 Tampa, FL | 1 Springfield, MA | 1 Morrystown, NJ | 1 Norfolk, VA |
| | | 1 Albuquerque, NM | 1 Portsmouth, VA |
| | | 3 New York, NY | 1 Richmond, VA |
| | | 1 Cleveland, OH | 1 Burlington, VT |
| | | 2 Columbus, OH | 1 Seattle, WA |
| | | 1 Toledo, OH | 1 Tacoma, WA |
| | | 2 Portland, OR | 1 Madison, WI |

EUROPE

- 1 Plovdiv, Bulgaria
- 1 Strasbourg, France
- 1 Pisa, Italy
- 1 Santander, Spain
- 1 Stockholm, Sweden
- 1 London, United Kingdom



CANADA

- 1 London, Ontario
- 1 Toronto, Ontario
- 1 Montreal, Quebec



MIDDLE EAST

- 1 Riyadh, Saudi Arabia
- 1 Dubai, United Arab Emirates



SOUTH AMERICA

- 1 Barretos, Sao Paulo, Brazil



Some cities have multiple AEs, as indicated in the graphic above.



AMERICAN COLLEGE OF SURGEONS • DIVISION OF EDUCATION[®]
ACCREDITED EDUCATION INSTITUTES
ENHANCING PATIENT SAFETY THROUGH SIMULATION



facs.org/aei

633 N Saint Clair St
Chicago, IL 60611-3295