

## TQIP RESOURCE GUIDE

### Validation Summary Report

#### Purpose

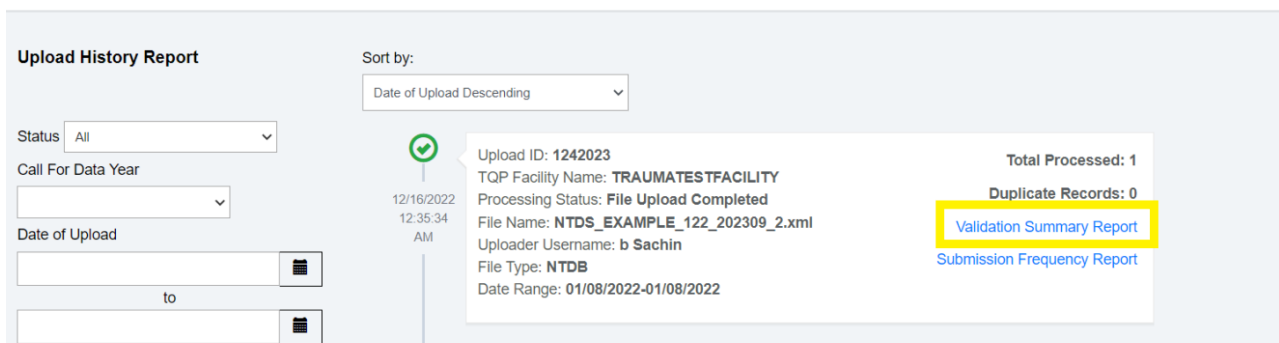
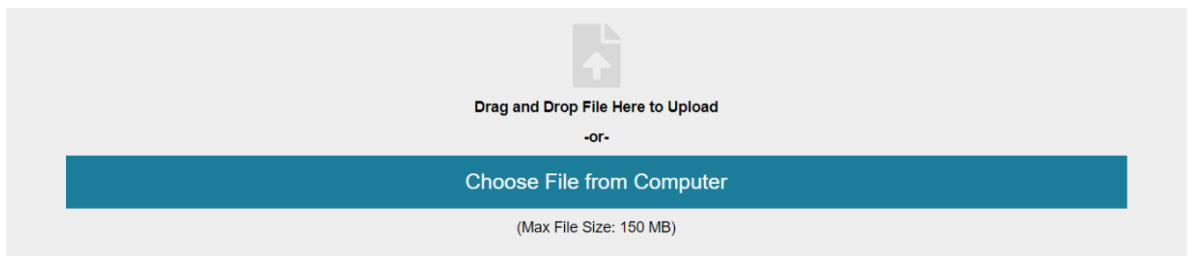
---

This document outlines the process for reviewing a data submission for any policy validation or invalid flags. This report will inform if the submission passed the validator. If the file did not pass the validator, this report will provide the reason why it failed.

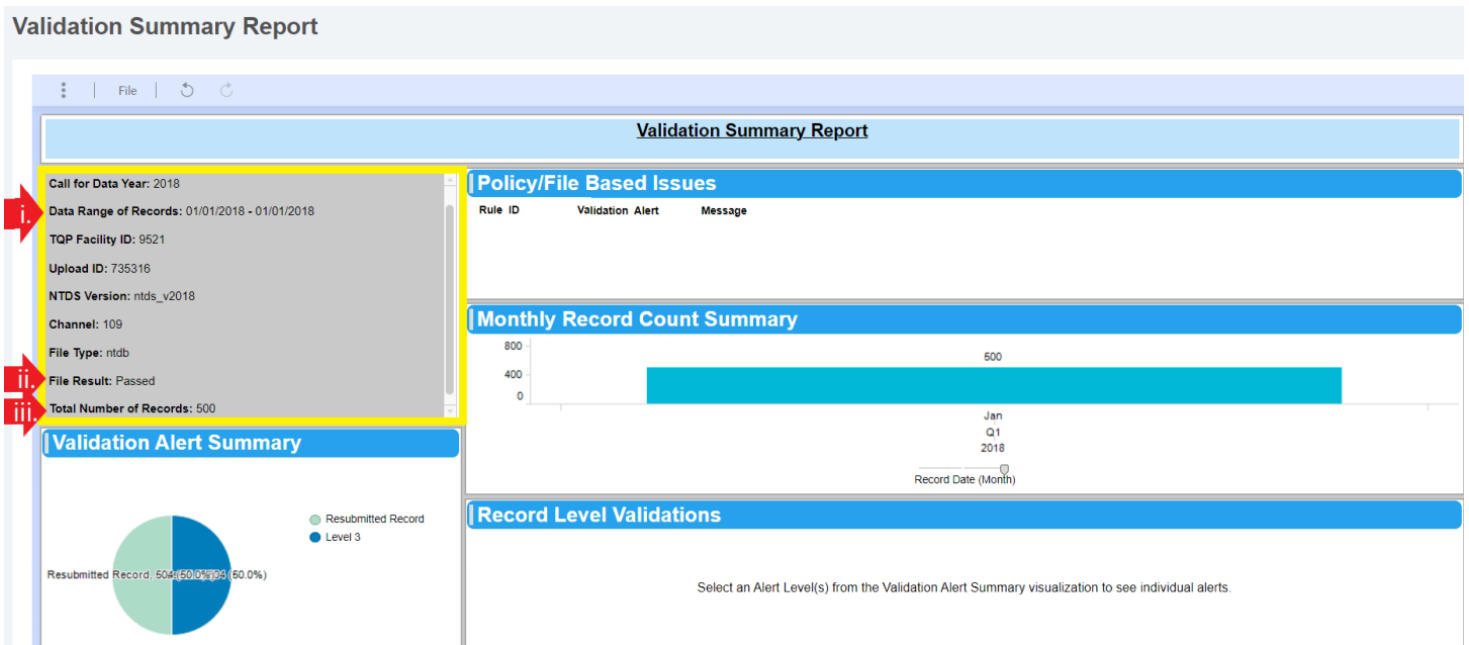
#### Process

---

1. A Validation Summary Report is created for each submission to the data uploader and can be accessed from the submission history card:



2. The Validation Summary Report displays as follows:



- A. Information on the submitted file will appear in the upper left hand corner of the page. Information includes:
- Date Range of Records
  - File Pass or Fail result
  - Number of Records submitted

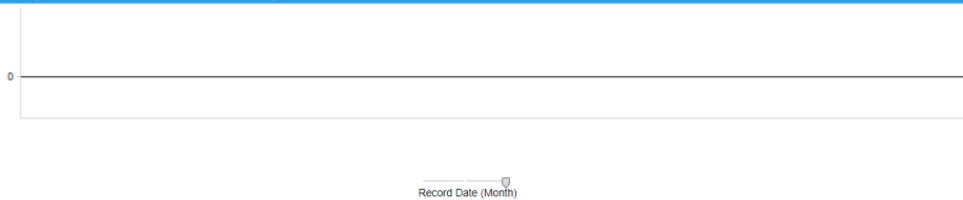
## Validation Summary Report

Call for Data Year: 2016  
 Data Range of Records: 01/01/2016 - 01/01/2016  
 TQP Facility ID:  
 Upload ID:  
 NTDS Version: tqjp\_v2016  
 Channel: 208  
 File Type: tqjp  
 File Result: Failed  
 Total Number of Records: 1

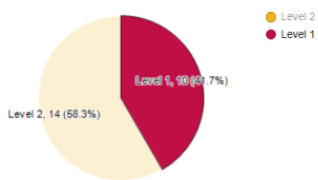
### Policy/File Based Issues

Rule ID	Validation Alert	Message
CRI001		File is dropped due to critical errors

### Monthly Record Count Summary



### Validation Alert Summary



### Record Level Validations

Field Name	Validation Alert	Rule Id	Message
WithdrawalOfLifeSuppo...	Level 1	0000	Unknown tag name (WithdrawalOfLifeSupportingTreatmentDate)
DrugScreens	Level 1	0000	Unknown tag name (DrugScreens)
AlcoholScreen	Level 1	0000	Unknown tag name (AlcoholScreen)
WithdrawalOfLifeSuppo...	Level 1	0000	Unknown tag name (WithdrawalOfLifeSupportingTreatmentTime)
ComorbidCondition	Level 1	6801	Value is not a valid menu option
ComorbidCondition	Level 1	6801	Value is not a valid menu option
HospitalComplication	Level 1	8101	Value is not a valid menu option
AlcoholScreenResult	Level 1	0000	Unknown tag name (AlcoholScreenResult)

- B. Any policy validation issues will appear at the top of the page. A policy validation issue will cause your file to automatically fail the validator. Some examples of policy validation issues include:
- i. A single file submitted with patient records from different admission years
  - ii. Submitting a file with admission dates outside of the call for data range

## Validation Summary Report

Call for Data Year: 2021  
Data Range of Records: 01/01/2021 - 12/31/2021  
TOP Facility ID:  
Upload ID:  
NTDS Version: tqjp\_v2021  
Channel: 221  
File Type: tqjp  
File Result: Passed  
Total Number of Records: 734

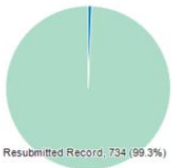
### Policy/File Based Issues

Rule ID	Validation Alert	Message
---------	------------------	---------

### Monthly Record Count Summary



### Validation Alert Summary

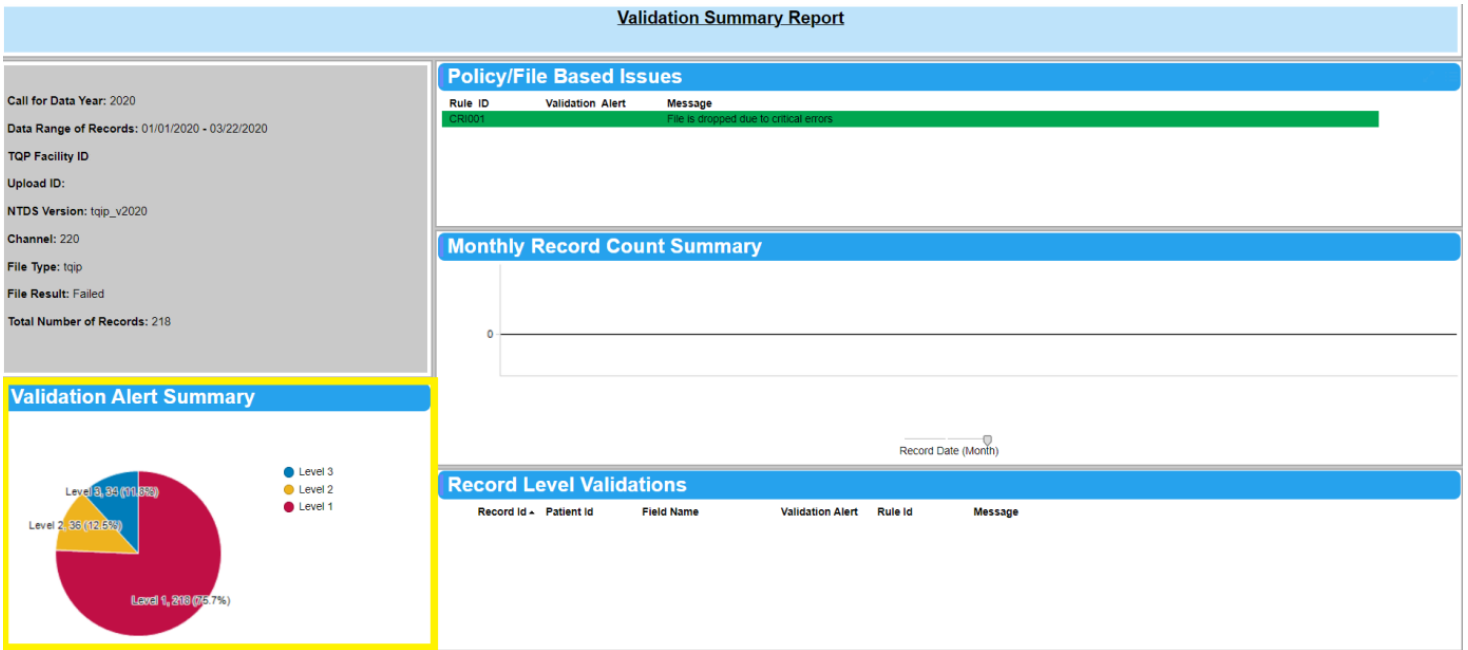


● Resubmitted Record  
● Level 3

### Record Level Validations

Select an Alert Level(s) from the Validation Alert Summary visualization to see individual alerts.

- C. A breakdown of monthly record count for submitted records can be found in the middle of the Validation Summary Report. The records are sorted by admission date.



D. Validation flags will be displayed in a pie chart in the bottom left portion of the Validation Summary Report.

**Pro Tip:** This chart is interactive and when selecting a flag level from the pie chart, the table at the bottom right will automatically populate with the flag information.

## Validation Summary Report

Call for Data Year: 2020  
 Data Range of Records: 01/01/2020 - 03/22/2020  
 TQP Facility ID:  
 Upload ID:  
 NTDS Version: tqip\_v2020  
 Channel: 220  
 File Type: tqip  
 File Result: Failed  
 Total Number of Records: 218

### Policy/File Based Issues

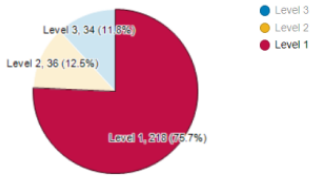
Rule ID	Validation Alert	Message
CR001		File is dropped due to critical errors

### Monthly Record Count Summary



Record Date (Month)

### Validation Alert Summary



### Record Level Validations

Record Id - Patient Id	Field Name	Validation Alert	Rule Id	Message
[REDACTED]	AdditionalIECodesIcd10	Level 1	0	"Element AdditionalIECodesIcd10 is not a valid element."
[REDACTED]	AdditionalIECodesIcd10	Level 1	0	"Element AdditionalIECodesIcd10 is not a valid element."
[REDACTED]	AdditionalIECodesIcd10	Level 1	0	"Element AdditionalIECodesIcd10 is not a valid element."
[REDACTED]	AdditionalIECodesIcd10	Level 1	0	"Element AdditionalIECodesIcd10 is not a valid element."
[REDACTED]	AdditionalIECodesIcd10	Level 1	0	"Element AdditionalIECodesIcd10 is not a valid element."
[REDACTED]	AdditionalIECodesIcd10	Level 1	0	"Element AdditionalIECodesIcd10 is not a valid element."
[REDACTED]	AdditionalIECodesIcd10	Level 1	0	"Element AdditionalIECodesIcd10 is not a valid element."
[REDACTED]	AdditionalIFCodesIcd10	Level 1	0	"Element AdditionalIFCodesIcd10 is not a valid element."

E. This table will auto-populate based on selected item(s) in the pie chart. All flag levels can be reviewed with the information listed in this table.